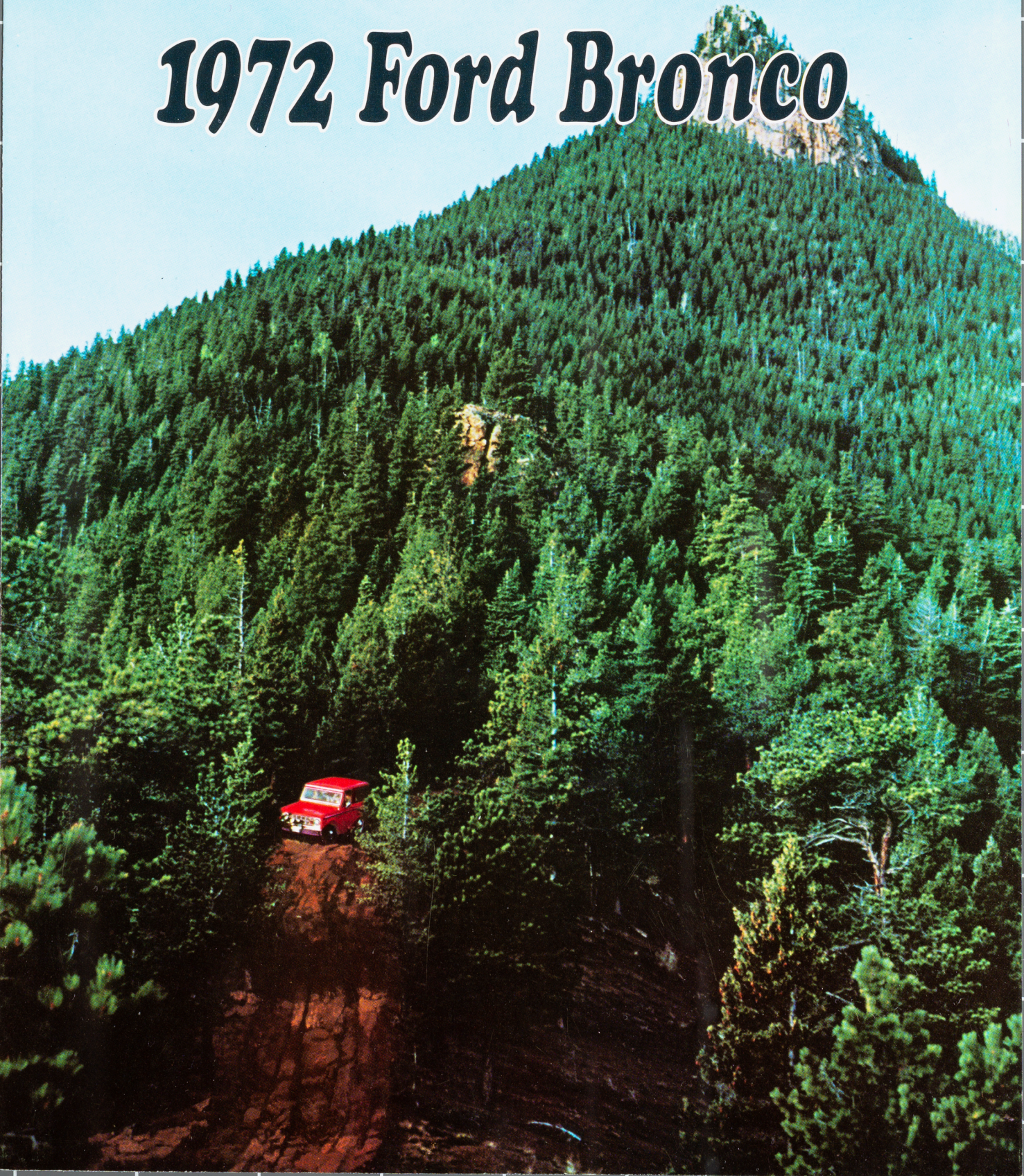


*All-purpose*  
**4-Wheel-Drive Vehicles**

# **1972 Ford Bronco**







## Bronco has all the right angles to tame any terrain!

Bronco is an adventuresome breed of four-wheeler that can get up, over, around or through all kinds of obstacles that would stop the others. The key angles of approach, break-over and departure (details on the back cover) have been maximized to give optimum off-road freedom and mobility. Large angles of approach and departure permit getting up and down steep inclines or into and out of deep ditches. Big breakover angle helps climbing over peaked projections without hanging up amidships. High ground clearance and tough, protected underside further aid in negotiating difficult obstructions.

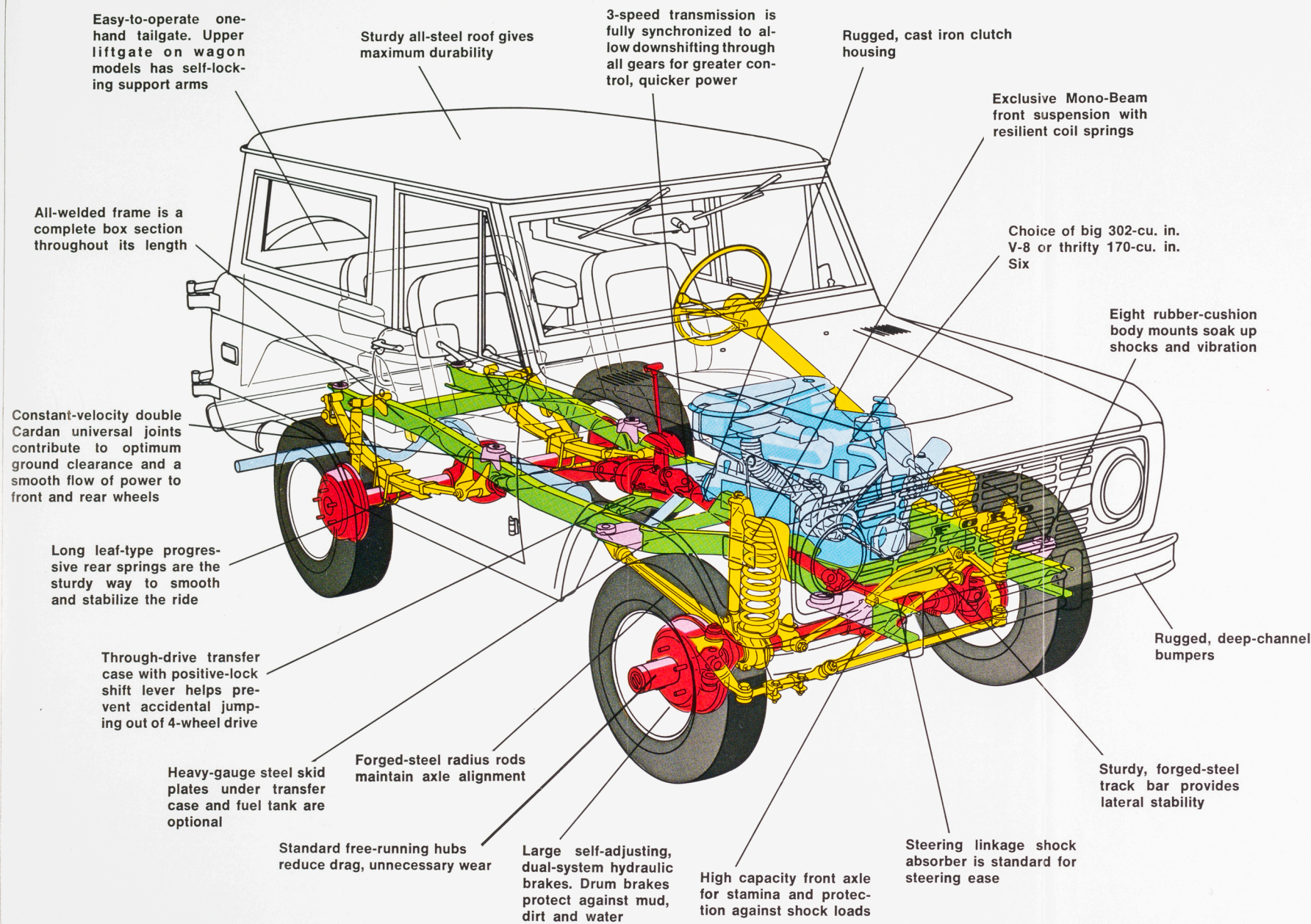
Bronco's heavy-duty front axle with free-running hubs and exclusive Mono-Beam front suspension provide great durability and reliability. The identical track of both front and rear axles helps when the going is tough. Front wheels break a trail through brush, snow or sand, and the rear

wheels have a matching track so they can follow right through with minimum resistance. You get a smoother ride and have more power in reserve for the really bad spots.

Mono-Beam front suspension is as smooth riding as it is sturdy. Bronco gives you a comfortable ride on the highway and is remarkably well-behaved on off-road jaunts. Wide-track axles provide stability on the slopes and sharp-turning maneuverability. All in all, Bronco is the smooth, sure way to reach those difficult job sites or faraway recreation spots.

Spirited Six or V-8 engines put plenty of power at each wheel for terrain-conquering performance through mud, snow or sand. Sturdy Broncos come in your choice of short-roof pickups or full-roof wagons. Sport Bronco Pickups and Wagons offer higher levels of interior appointments and exterior trim.





# Conquering off-road obstacles is a natural for Bronco...that's the way it was designed!



**Excellent ground clearance.** Bronco combines optimum ground clearance amidships with a big ramp breakover angle to allow crossing over high projections. Bronco's excellent angles of approach and departure provide greater freedom from hangups when approaching or leaving steep inclines and ditches.



**Superior maneuverability.** Maneuvering around boulders and other off-road obstacles is a cinch with a nimble Bronco. Wide-track front axle with 37° turn angle provides best maneuverability of any 4-wheeler. Bronco can turn in a small 33.6-foot circle—tree to tree—sharper than anything in its class.



**Heavy-duty front axle.** Bronco's exceptional ability to get up and over high obstructions is matched by its ability to take it when crashing down. Punishing shock loads are just routine off-road work for Bronco's heavy-duty front axle. And rugged Mono-Beam front suspension provides stronger support for the big axle.



**Slope-hugging stability.** Bronco has the optimum track width. Wheels are set wide apart for excellent off-road stability, yet narrow enough to negotiate twisting paths and trails. And Bronco's "identical track" front and rear axles allow the rear wheels to follow in the same path made by the front wheels for easier trailblazing.

## BRONCO GVW PACKAGE SELECTOR

GVW Package Ratings:	4300*	4500*	4900**
Maximum Load Rating:			
Pickup.....	1130	1295	1510
Wagon.....	1030	1190	1405
GVW Package Includes:			
Axle, Rear.....	2780	2780	3300
			Traction-Lok
Springs, Front—Rating @ Ground.....	1000	1000	1000
Springs, Rear—Rating @ Ground.....	1235	1475	1475
Tires.....	E78-15 B	G78-15 B	G78-15 B

\*Optional GVW package and rating.

\*Standard GVW.

\*\*Requires 302 V-8 engine.

Bronco GVW packages are designed to aid in selecting the proper vehicle for your needs. By determining the maximum load that will be carried (including the weight of driver and passengers, cargo, and any special equipment), you determine which package to choose. For example, a wagon model that will carry nearly 1,400 pounds requires the 4,900 lb. GVW package. This package includes higher-rated components to provide optimum dependability and durability.

## Rugged, easy-riding front suspension!

Bronco's heavy-duty front axle and exclusive Mono-Beam front suspension provide an unbeatable combination of strength and stamina. The big Dana standard heavy-duty front axle has the muscle and brawn to withstand severe off-road punishment.

Unique Mono-Beam front suspension smooths the ride while it

reinforces durability. This is accomplished through the use of strong, easy-riding coil springs and sturdy forged-steel radius rods that attach the heavy-duty axle to the all-welded box section frame. Heavy rubber insulator mounts absorb shocks. Forged-steel track bar extends across the front providing lateral stability.

Bronco's proven front-end design also features high-density polyurethane-filled kingpin bearing caps that automatically compensate for wear and help prolong bearing life. A special steering-linkage shock absorber is standard for added protection against violent jolts in off-road operations.

**Lively power** to storm hills, pull trailers, and plow deep drifts. The big, performance-proven 302-cu. in. V-8 is a popular option. Spirited 170-cu. in. Six is standard. Both engines are equipped for steep grades with special carburetor and fuel pump. Broncos feature optimum power-to-weight ratios for stay-ahead performance on trails or turnpikes.

Engine specifications	170 Six* (standard)	302 V-8 (optional)
Displacement	170 cubic inches	302 cubic inches
Bore and Stroke (in.)	3.5 x 2.94	4.0 x 3.0

\*Not available in California





Sport Bronco Wagon interior

# Bronco is an adventure in 4-wheel driving fun and comfort!

*Bronco*

Bronco's clean, uncluttered interior is as handsome as it is roomy

and practical. Sporty front bucket seats with foam padding in seat cushion and back are standard for individualized seating comfort. Seats are upholstered with attractive, long-wearing pleated vinyl. A two-passenger rear seat is available on wagon models. Convenient transmission shift lever is in the familiar steering-column location. Simple, floor-mounted T-bar transfer case control allows shifting into 4-wheel drive without stopping or clutching.

Bronco's tight body and suspended foot pedals help seal out noise, dust and road splash. Fresh air heater and defroster, lockable glove compartment, padded instrument panel, two-speed electric windshield wipers, sun visors and vinyl-coated rubber floor mat are all standard.



*Bronco*

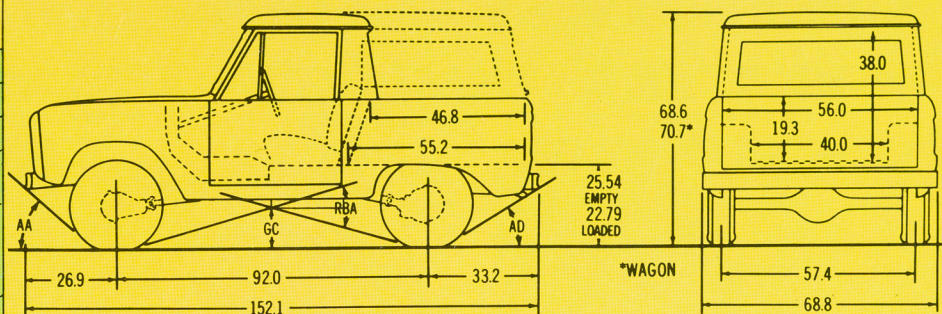
Sport Bronco Wagon and Pickup features, in addition to or in place

of standard features, include: Vinyl door trim panels with bright-metal moldings • Hardboard headlining with bright-metal retainer moldings (wagon models) • Parchment vinyl front floor mat with bright-metal retainers • Rear floor mat with bright-metal retainers included with optional rear seat (wagon models) • Cigarette lighter • Horn ring • Bright-metal windshield and window frames • Bright-metal grille frame molding and tailgate release handle • Bright headlight, side marker light, rear reflector and taillight bezels • Argent painted grille • Chrome bumpers, front and rear • Chrome front bumper guards • Bright-metal wheel covers • Bright-metal "Sport Bronco" front fender emblems.



# Ground clearance angles and dimensions

Tires	E78-15	7.00 x 15
Angle of Approach (AA)	40.2°	44.3°
Angle of Departure (AD)	26.88°	30.1°
Ramp Breakover Angle (RBA)	28.59°	33.01°
Ground Clearance (GC)		
Front Axle	6.7"	8.4"
Rear Axle	6.4"	8.1"
At RBA	11.3"	13.0"
Turning Diameter (Bumper Clearance)	33.6'	33.6'



## Equipment

## Standard

## Optional

<b>Alternator:</b>	38 amp.	55 amp.
<b>Axle, Front:</b> Rating (lb.)	3000	Limited-Slip <sup>A</sup>
<b>Axle, Rear:</b> Rating (lb.)—Ratio (to 1)	2780—4.11, 3.50 w/V-8	2780—3.50, 4.57
Ratios for 2780 and 3300* Traction-Lok	—	3.50, 4.11
<b>Battery:</b> (12 volts)	54 plates, 45 amp-hr	66 plates, 70 amp-hr
<b>Brakes, Service:</b> Dual hydraulic system	Self-adjusting	—
Size (in.) front	11 x 2	—
rear	10 x 2½	—
<b>Brakes, Parking:</b> Type	Cable actuation of rear brakes	—
<b>Clutch:</b> Dia. (in.)	9¾ w/Six, 11 w/V-8	—
<b>Engine:</b>	170-cu. in. Six†	302-cu. in. V-8
<b>Frame:</b> Section Modulus	2.04	—
<b>Hubs, Front:</b>	Free-running	—
<b>Shock Absorbers:</b> Front and rear	Double-acting	—
<b>Springs, Front:</b> Coil, Rating @ ground (lb.)	1000 w/Six, 1050 w/V-8	1050 w/Six, 1100 w/V-8
<b>Springs, Rear:</b> Rating @ ground (lb.)	Progressive 1235	Progressive 1475
<b>Steering:</b>	Gemmer worm & roller w/linkage shock absorber	—
<b>Tank, Fuel:</b> (evaporative control system)	12.2 gal.	7.5 gal. auxiliary with skid plate
<b>Transfer Case:</b> Constant mesh, Dana 20	2-spd. thru-drive	—
<b>Transmission:</b> Fully synchronized, Ford	3-spd. direct	—
<b>Tires:</b> (load range)	Tubeless E78-15 4 PR TT	Tube-type 7.00 x 15-C TT**
<b>Wheels:</b> No.—type—rim size (in.)	5—5-hole disc—5.5K	5—5-hole disc—5.5K

**Bronco color choices:** Wimbledon White, Candyapple Red, Royal Maroon, Wind Blue, Bahama Blue, Bay Roc Blue Metallic, Seapine Green Metallic, Swiss Aqua, Winter Green, Chelsea Green Metallic, Mallard Green, Sequoia Brown Metallic, Hot Ginger Metallic, Prairie Yellow, Calypso Coral, Tampico Yellow, Chrome Yellow. Bronco roofs are painted Wimbledon White providing a two-tone paint combination.

\*Includes 11" x 1¾" rear brakes.

\*\*Provides maximum ground clearance and durability. Other tire sizes also available. For high flotation tire sizes see your Ford Dealer.

PT=Passenger type.

TT=Truck type. †Requires Traction-Lok rear axle. ‡Not available in California.

Note: With standard equipment, Bronco has a GVW rating of 4300 lb.


**Custom-Tailoring Options:** Convenience group (cigarette lighter\*, map light, inside 10-in. day/night mirror, horn ring\*) • Left-hand chrome remote-control mirror • Rear seat (wagon) • Hardboard headlining (std. wagon) • Chrome bumpers with chrome front guards\* • Skid plates for standard fuel tank and transfer case • Inside tailgate-mounted spare tire carrier (included with wagon) • Exterior rear-mounted swing-away tire carrier • Bright-metal wheel covers (15-in. wheels only)\* • High-flotation tires • Auxiliary 7.5 gal. fuel tank with skid plate • Manual radio • Bright body side and tailgate moldings • Bright-metal rocker panel molding • Hand-operated throttle • Extra cooling radiator (V-8).

\*Standard on Sport models

**Dealer-Installed Accessories:** Power take-off (front-mounted) • Warn free-running front hubs (manual or automatic) • Snowplows • Snowplow angling kits • Front auxiliary air springs • Front-mounted winch (electric or mechanical) • Trailer hitch • Locking gas caps • Front tow hooks • Compass • Fire extinguisher • Two-way radio • Transmission oil cooler • Tachometer.



**Snowplow Blade** may be adjusted easily to various heights and angles (with kit) from within the cab.



**Front-Mounted Winch** with 150 feet of 5/16-in. cable is power take-off driven.



**Swing-Away Spare Tire Carrier** puts spare out of the way for more cargo or luggage area, easier access.

Specifications, descriptions and illustrative material contained herein were as accurate as known at the time this publication was approved for printing. Ford Division reserves the right to discontinue models or options at any time or change specifications, equipment or design without incurring obligation. Specifications are applicable to units sold in the United States, its territories and possessions and may vary outside these areas. Some of the vehicle colors and paint combinations illustrated are special order options only. All options and accessories illustrated or referred to as optional or available in this publication are at extra cost. Some options are required in combination with other options. For the price of the model with the equipment you desire or verification of specifications contained herein, see your Ford Dealer.



**FORD BRONCO**